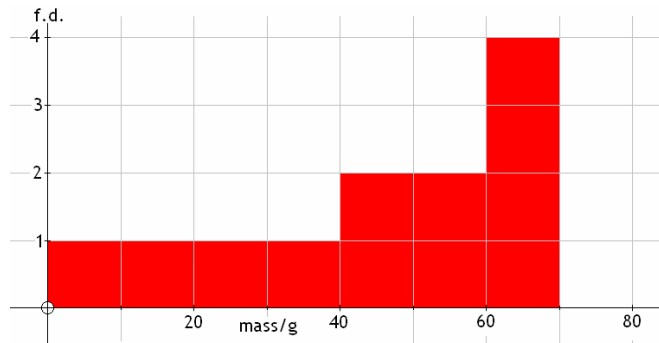
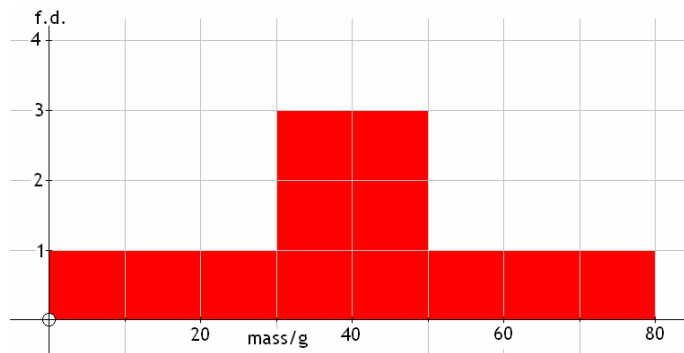


MSV 1 - Reconstructing Histograms: Answers



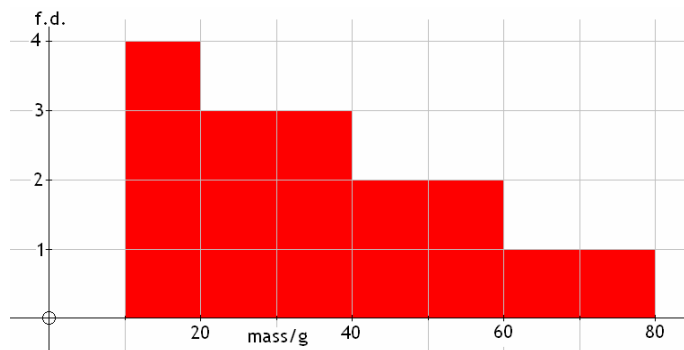
Class Interval	Freq	Cum.freq	Class width	Freq.Den.	midpt	f x midpt
0-40	40	40	40	1	20	800
40-60	40	80	20	2	50	2000
60-70	40	120	10	4	65	2600
	120					5400

Mean = 45 Median = 50 Modal Class = 60-70 Skewness = -ve



Class Interval	Freq	Cum.freq	Class width	Freq.Den.	midpt	f x midpt
0-30	30	30	30	1	15	450
30-50	60	90	20	3	40	2400
50-80	30	120	30	1	65	1950
	120					4800

Mean = 40 Median = 40 Modal Class = 30-50 Skewness = 0



Class Interval	Freq	Cum.freq	Class width	Freq.Den.	midpt	f x midpt
10-20	40	40	10	4	15	600
20-40	60	100	20	3	30	1800
40-60	40	140	20	2	50	2000
60-80	20	160	20	1	70	1400
	160					5800

Mean = 36.25 Median = 33.33 Modal Class = 10-20 Skewness = +ve